

# Autogard Torque Limiter Selection Guide



# Autogard Torque Limiters

For more than 80 years, Autogard® products have led the industry in overload protection with high-quality products, design innovation and production. Autogard products are manufactured to meet ISO 9001 using the latest machine tools and high-quality materials.

Autogard torque limiters are disconnecting type torque limiters that act like a mechanical “circuit breaker” to protect the weakest member of the drive train and reduce or eliminate downtime as a result of overloads or jams.



## Autogard Torque Limiter 200 Series

- Simple, cost-effective design
- Automatic or manual reset
- Up to 75,000 in-lbs torque capacity
- Up to 4-inch shaft sizes



## Autogard Torque Limiter 320 Series

- Compact design
- Automatic or manual reset
- Up to 13,000 in-lbs torque capacity
- Up to 2.5-inch shaft sizes



## Autogard Torque Limiter 400 Series

- Unique reverse-to-reset mechanism
- Up to 1,800,000 in-lbs torque capacity
- Up to 10-inch shaft sizes



## Autogard Torque Limiter 820 Series

- Modular design
- Automatic or manual reset
- Over 15,000,000 in-lbs torque capacity
- Unlimited shaft sizes



## Autogard Torque Limiter 600 Series

- Pneumatically controlled
- Adjustable in-motion, variable torque setting
- Up to 100,000 in-lbs torque capacity
- Up to 6-inch shaft sizes
- Can be used as manual disengaging clutch



## Autogard Torque Limiter WT Series

- Modular design
- Stainless steel construction
- Up to 60,000 in-lbs torque capacity
- Up to 3.75-inch shaft sizes

---

**Warning! Autogard torque limiters should not be regarded as human safety devices. Special consideration should also be given to lifting applications.**

---

# How to Select a Torque Limiter

Autogard's wide range of mounting configurations makes it easy to fit a standard unit into any new and many existing drives without having to re-engineer the drive train. Autogard torque limiters are suitable for chain, belt and gear drives, and are available with rigid or flexible couplings. The most effective location for an Autogard torque limiter is as close as possible to the component being protected. Recommended and alternative locations are shown in Figure 1, 2 and 3 below. Drive trains that have large reduction ratios should be given special consideration when mounting at a high speed location. To provide maximum protection in these locations, the reduction between the Autogard torque limiters and the final drive must be less than 300:1.

Figure 1: Coupling Application

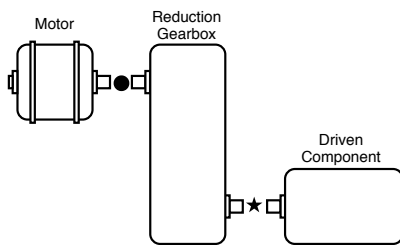


Figure 2: Offset Application

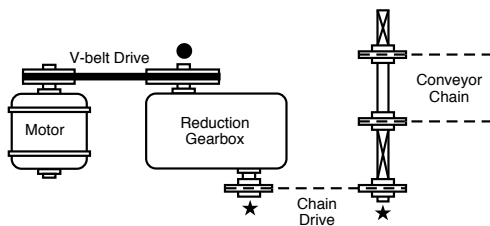
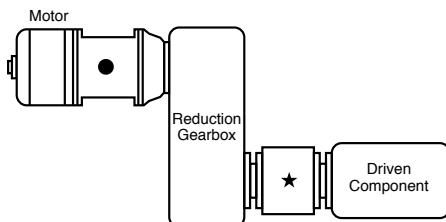


Figure 3: "C" Face Application



★ Recommended Positions for Autogard torque limiters

● Alternative Positions for Autogard torque limiters

## Data required for torque limiter selection:

- Application details for service factors
- Kilowatt (kW) or horsepower (hp) and rpm of the driver
- Shaft details of the driving and driven equipment

(1) Calculate the nominal torque.

$$\text{Torque (in-lbs)} = \text{hp} \times 63025/\text{rpm}$$

Consideration should then be given to start torque or other special circumstances depending on the position chosen in the drive system. Choose a set torque with a suitable margin over nominal. Select the torque limiter which has a higher torque rating.

(2) Check limiting conditions.

- Check hub bore capacity.
- Check the torque limiter dimensions such as the overall length and outside diameter.

(3) Select and specify the appropriate drive medium or coupling

All Autogard units may be supplied from the factory at a pre-set torque and with the required drive medium assembled to the unit.

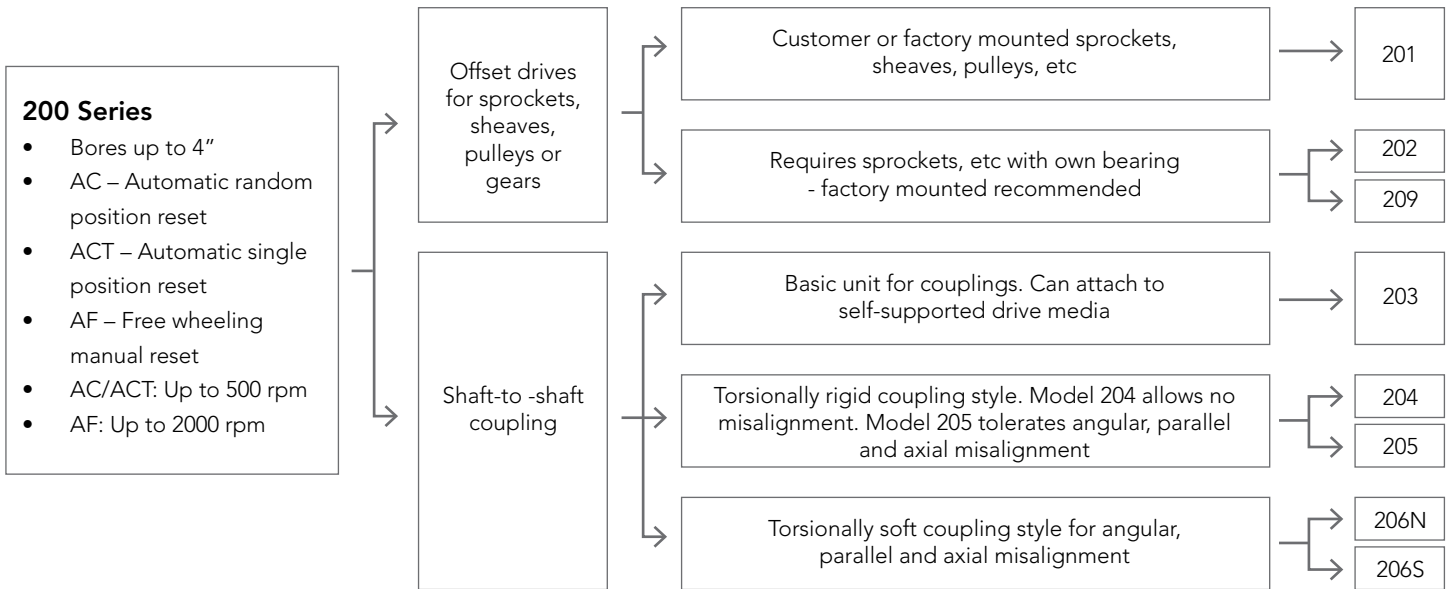
## Autogard 820 Series with Autoflex coupling



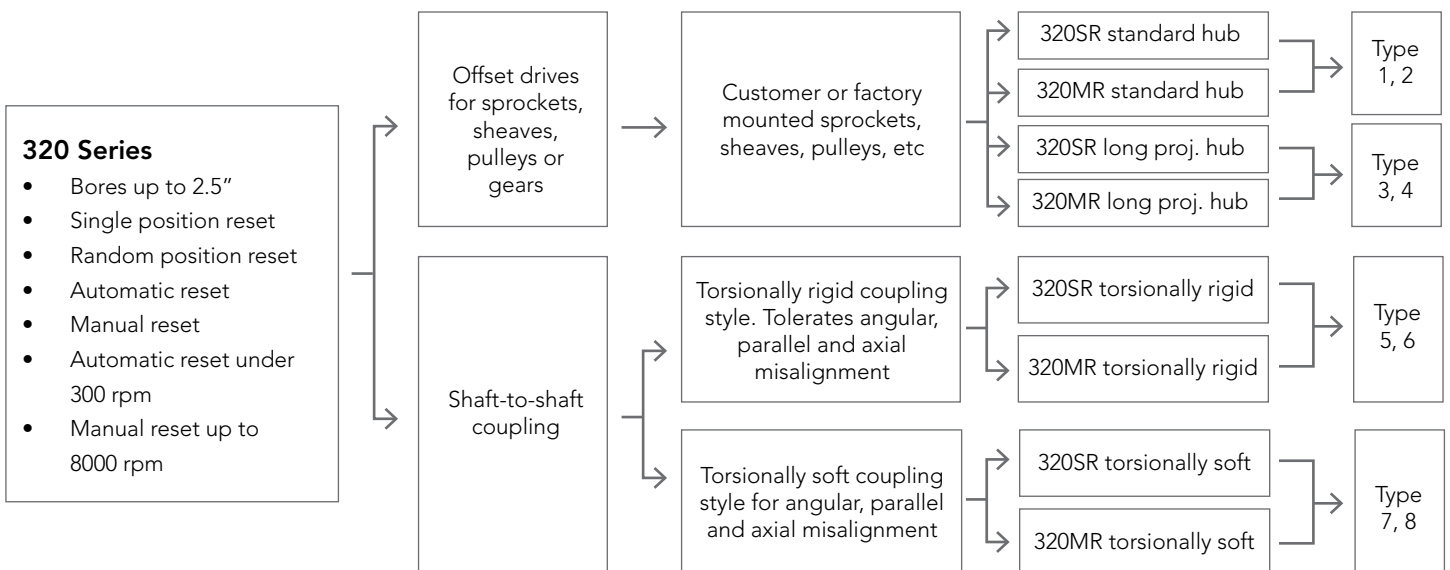
# Product Selection

Please check with Autogard or your local representative for pricing, verification of selection or to discuss any of the many special adaptations and custom designs that are possible.

## 200 Series



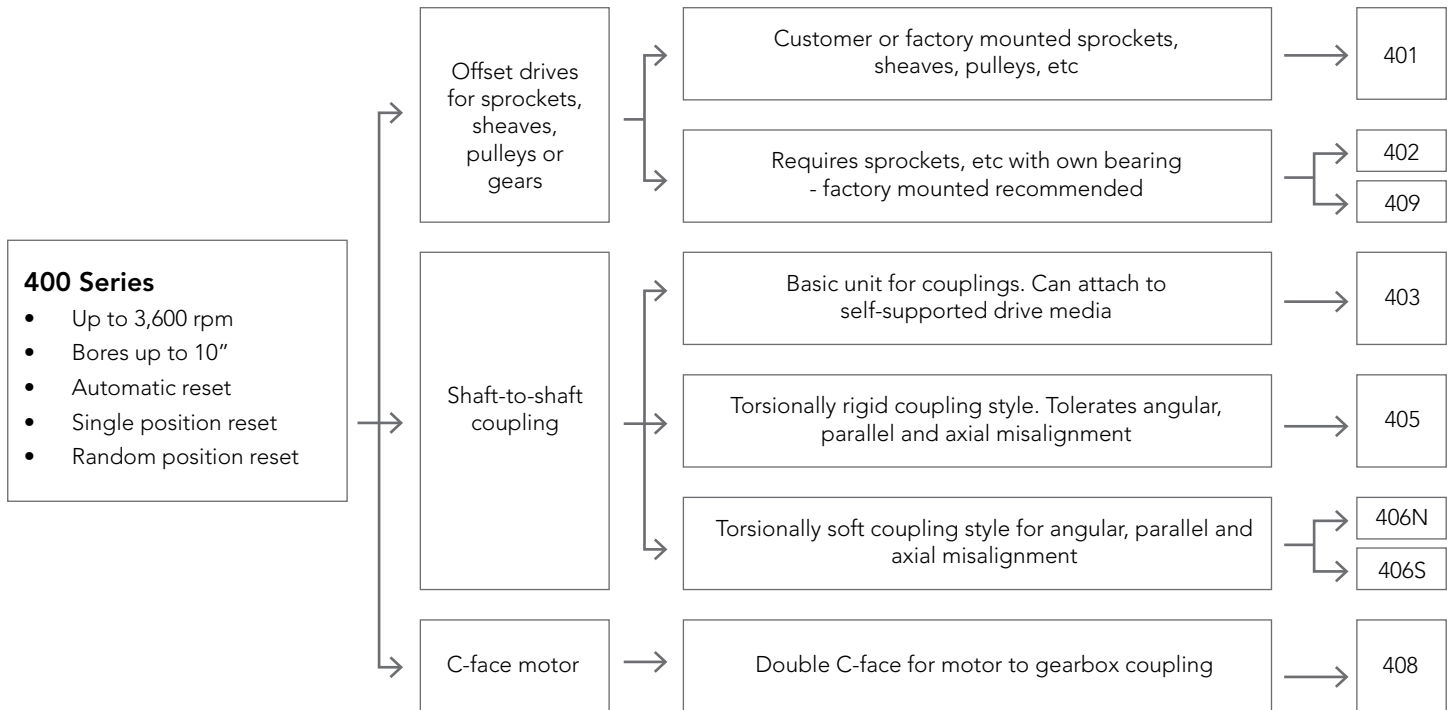
## 320 Series



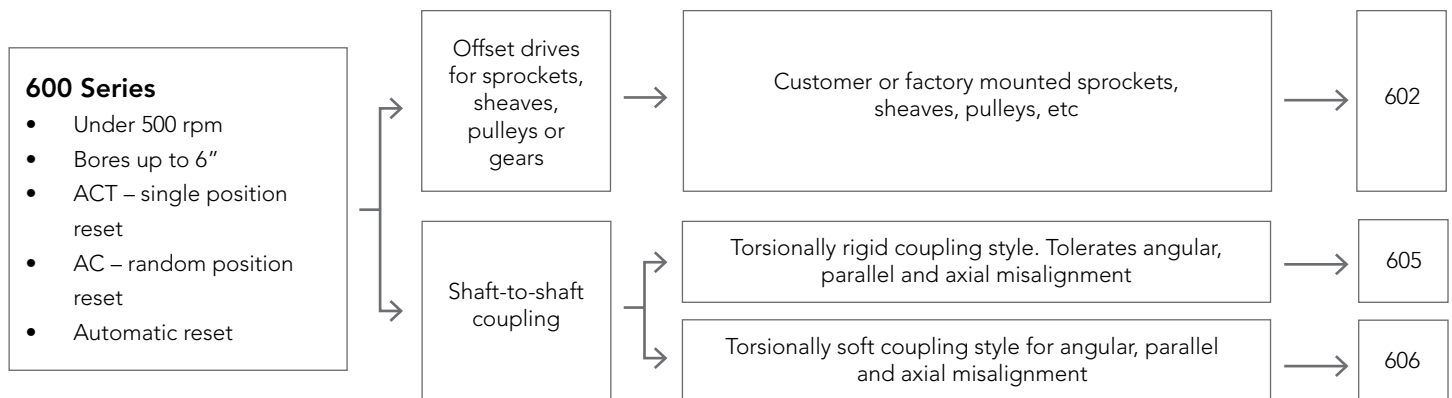
# Product Selection

Please check with Autogard or your local representative for pricing, verification of selection or to discuss any of the many special adaptations and custom designs that are possible.

## 400 Series



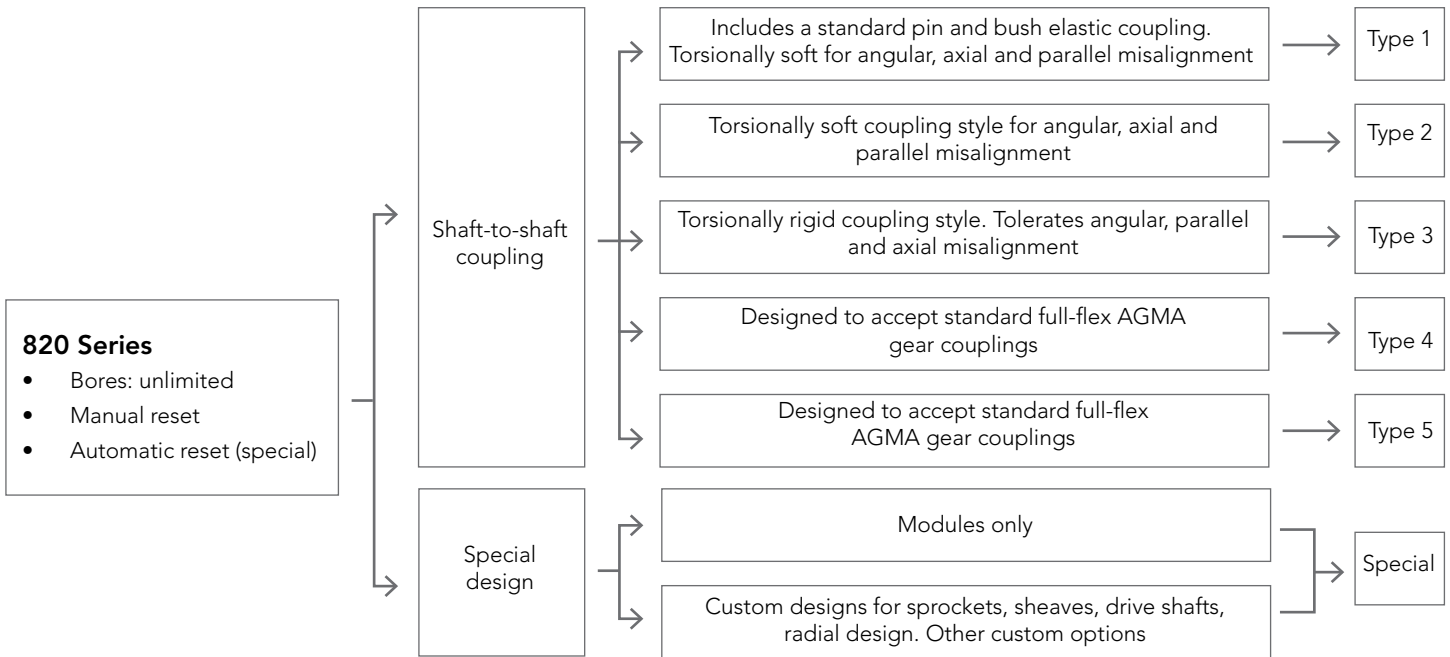
## 600 Series



# Product Selection

Please check with Autogard or your local representative for pricing, verification of selection or to discuss any of the many special adaptations and custom designs that are possible.

## 820 Series



## WT Series



To learn more about the Autogard Torque Limiter offering and how it can provide you with high-quality overload protection, go to [www.rexnord.com](http://www.rexnord.com), where you'll find:

- Product information
- Brochures
- Manuals

866-REXNORD/866-739-6673 (toll-free within the U.S.) or 414-643-2366 (Outside the U.S.)

# Application Data Sheet

---

To best serve your needs, please have the information below available when contacting Rexnord.  
We look forward to speaking with you.

Type of machine or application	_____	Environmental conditions	_____
Reduction ratio	_____	Service factor	_____
Driven equipment	_____	Driven shaft length	_____
Driven shaft diameter	_____	Service factor	_____
Driver equipment	_____	Driver shaft length	_____
Driver shaft diameter	_____	Length constraints	_____
Diameter constraints	_____	Sprocket/pulley size	_____
Coupling shaft size	_____	Motor HP maximum	_____
Motor HP continuous	_____	Torque (HP x 63025/rpm)	_____
Operating speed (rpm)	_____	Required reset type	_____
Drive media	_____		

## Selection:

### How to calculate maximum continuous torque (MCT):

$$\text{MCT in-lbs} = (\text{HP} \times 63,025 / \text{speed})$$

Standard electric motor start up is 2-3X MCT.

\* Ball detent torque limiters disconnect equipment, therefore lifting applications will also require a backstop or brake.



866-REXNORD/866-739-6673 (Within the U.S.)  
414-643-2366 (Outside the U.S.)  
[www.rexnord.com](http://www.rexnord.com)

## Why Choose Rexnord?

When it comes to providing highly engineered products that improve productivity and efficiency for industrial applications worldwide, Rexnord is the most reliable in the industry. Commitment to customer satisfaction and superior value extend across every business function.

### Delivering Lowest Total Cost of Ownership

The highest quality products are designed to help prevent equipment downtime and increase productivity and dependable operation.

### Valuable Expertise

An extensive product offering is accompanied by global sales specialists, customer service and maintenance support teams, available anytime.

### Solutions to Enhance Ease of Doing Business

Commitment to operational excellence ensures the right products at the right place at the right time.

# REXNORD

## Rexnord Company Overview

Rexnord is a growth-oriented, multi-platform industrial company with leading market shares and highly trusted brands that serve a diverse array of global end markets.

## Process & Motion Control

The Rexnord Process & Motion Control platform designs, manufactures, markets and services specified, highly engineered mechanical components used within complex systems where our customers' reliability requirements and the cost of failure or downtime are extremely high.

## Water Management

The Rexnord Water Management platform designs, procures, manufactures and markets products that provide and enhance water quality, safety, flow control and conservation.